

IOWA 811

ONE CALL

The Official Newsletter of Iowa One Call

Vol. 28, No. 4.

Excavator

QUARTERLY



- 01 2021 Excavation Safety Awareness Program
- 06 2021 ESAP: This Year's Presentation
- 07 What's Up Below
- 11 Mike Rowe 2020 Recap
- 13 Deadline Nears for Completing Status Code Option Updates
- 14 In the News



EXCAVATION SAFETY AWARENESS PROGRAM 2021

Registration Details, Zoom Info and Program Details

The 2021 Iowa One Call Excavation Safety Awareness Program (ESAP) meetings will be conducted online via the Zoom webinar platform. There will be 12 webinars, starting January 5, 2021 and ending March 23, 2021. The dates and times can be found in the table below:

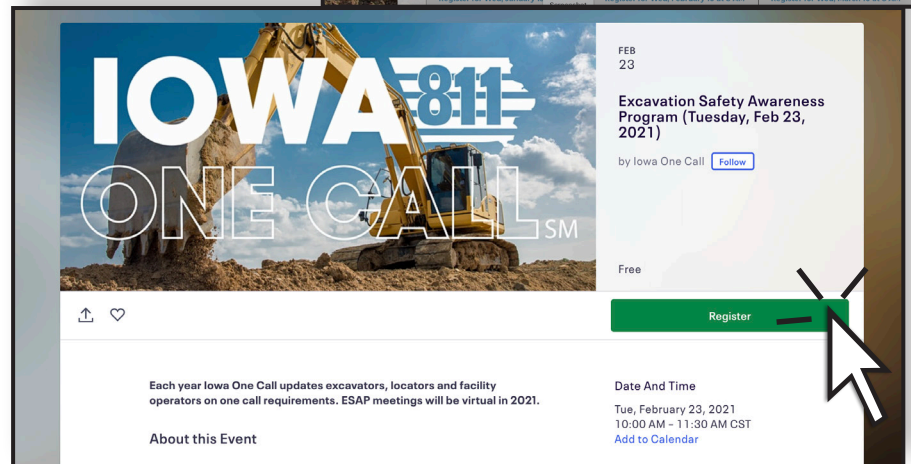
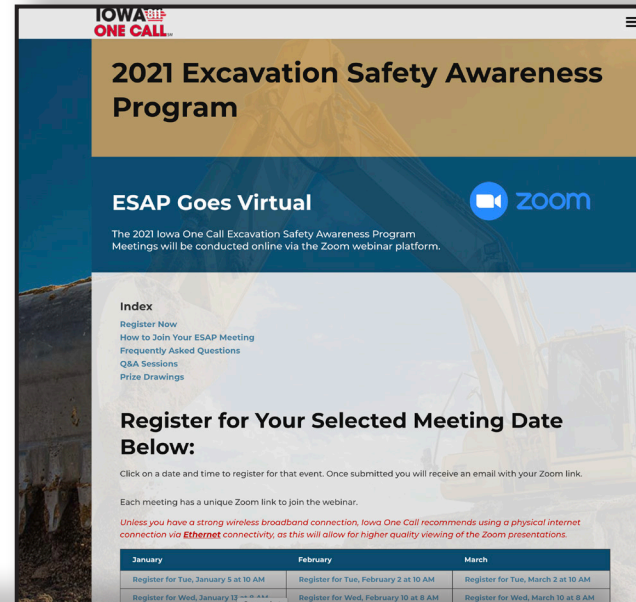
JANUARY	FEBRUARY	MARCH
Tues, January 5 at 10am	Tues, February 2 at 10am	Tues, March 2 at 10am
Wed, January 13 at 8am	Wed, February 10 at 8am	Wed, March 10 at 8am
Thurs, January 21 at 1pm	Thurs, February 18 at 1pm	Thurs, March 18 at 1pm
Wed, January 27 at 10am	Tues, February 23 at 10am	Tues, March 23 at 10am

Continue to next page to find out how to register >>

ESAP 2021 Registration

To register for the 2021 Excavation Safety Awareness Program, visit www.iowaonecall.com/ESAP2021 and click on a date/time. You will then be linked to the Eventbrite registration page, where you will need to complete the following steps:

1. Click the **“Register”** button.
2. Select how many attendees will be joining and click “Register.” **(NOTE: All individual participants must register. If you have a group of 10 employees joining with you, you will need to register yourself and all 10 employees.)**
3. Enter in your name, email address and company name, as well as the names and email addresses for any other attendees you are registering for.
4. Click “Register” and arrive at the confirmation page. You can access and save your unique Zoom link on the confirmation page.



Once registered, you will receive an email confirmation from Eventbrite that will contain your Zoom link. Scroll down to the bottom of the email confirmation to retrieve the Zoom link.

You will receive multiple reminder emails from Eventbrite once it is closer to your webinar date, and each of those email reminders will contain your unique Zoom link to join.

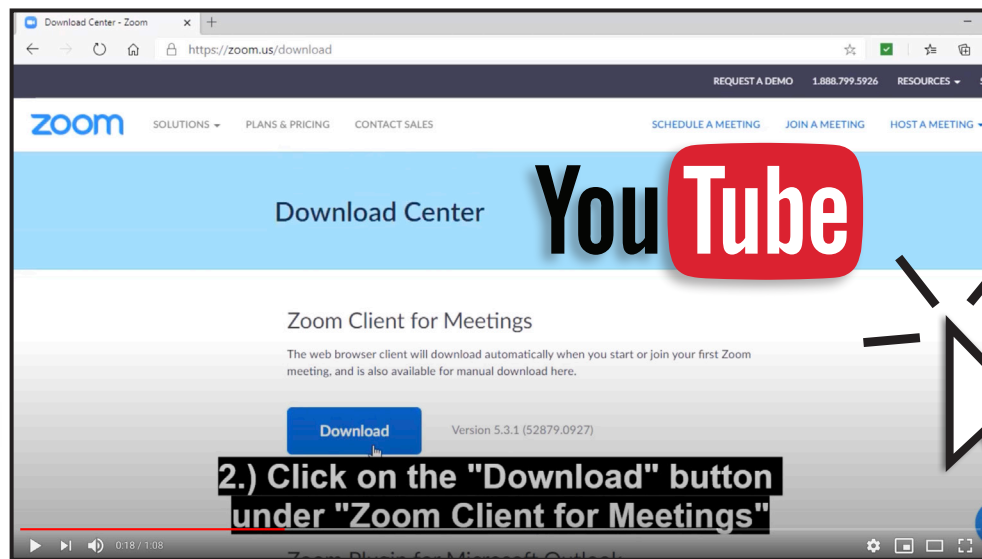
Zoom

We chose to use the Zoom platform for our 2021 ESAP meetings because of its ease of use (attendees don't need a login to access a meeting) and because the interface is extremely intuitive. All that is needed from an attendee to join a meeting or webinar is the Zoom application downloaded onto their device, and the Zoom link to join the meeting or webinar.

Zoom has a strong reputation and is one of the most frequently used video conferencing and webinar platforms in the world. Usage has only spiked amidst the COVID-19 outbreak. In these unprecedented times, our team at Iowa One Call is thankful that we can still connect to our excavating and locating community via Zoom, while remaining safe.

How to Download Zoom

If you have not used Zoom before, you will need to download the Zoom application onto your device. The Zoom application can be used on any computer, mobile device or tablet. To see a step-by-step guide on how to download Zoom onto your device, check out this video tutorial:



Visit <https://youtu.be/EcpSMI5tu3Y> or click the image above to view the video on YouTube.

How to Join Your ESAP Zoom Webinar

Once you have downloaded the Zoom application, you will be able to join your selected Zoom webinar. On the day of your scheduled Zoom webinar, click on the Zoom link that was sent to you via email. The Zoom application will open and you will be prompted to enter your name and email address to join.



Important Note Before Joining the Zoom Webinar

Unless you have a strong wireless broadband connection, Iowa One Call recommends using a physical internet connection via Ethernet connectivity, as this will allow for higher quality viewing of the Zoom presentations.

Zoom Attendee Functions

As an attendee, there are three functions that will be displayed at the bottom of your Zoom window. Attendees can submit questions in Q&A, virtually raise their hand and send messages using the chat function. The two functions that attendees will use on our ESAP 2021 Zoom webinar will be typing

questions in the Q&A message box and using the “raise hand” function if your name is called as a prize winner.

Q&A:

The Q&A feature in a Zoom webinar allows attendees to ask questions during the webinar and for the host to answer questions live. During the Q&A segment of the presentation, click on the “Q&A” button to enter in your question, then click “send.”

Zoom Webinar “Attendee” Controls:

During the Q&A session, type in your questions and submit using the “Q&A” function

Chat Raise Hand Q&A

Q&A Segment

Following the presentation, we will host a Q&A segment, allowing attendees to bring up any pressing questions or concerns they may have. We plan to answer as many questions as possible, and if we’re unable to answer some of the questions, attendees can email questions to benbooth@netins.net or tylerjass@netins.net. ALL questions will be posted on the Iowa One Call website on the ESAP 2021 page after the meeting.

Type your Questions here and click “Send”

Example Question 1

Send anonymously

Cancel

Send

“Raise Hand” for Prize Giveaways:

Following each presentation, a prize drawing will be held for attendees. The winner will be asked to click the “raise hand” function in Zoom, allowing the moderator to confirm the winner was present.

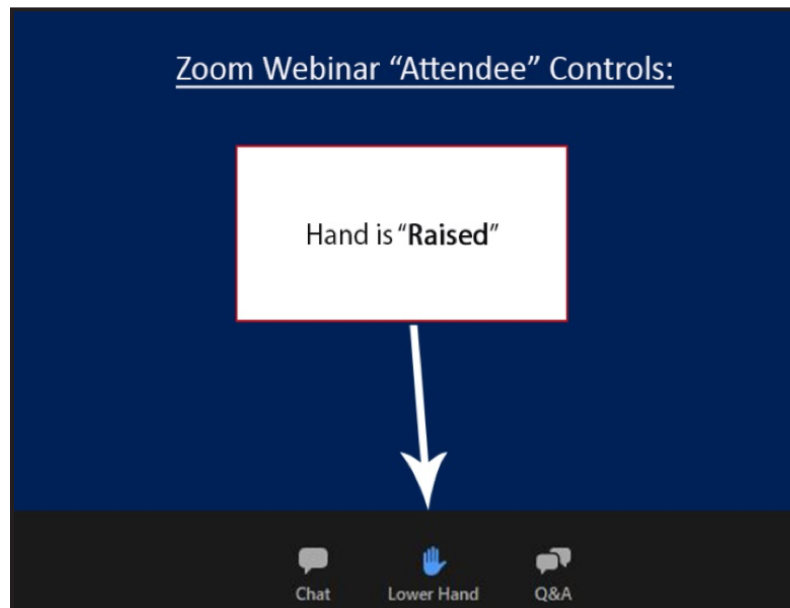
Prize Giveaway and Sponsors

After the Q&A segment, a prize drawing will be held for attendees. There will be a wide variety of prizes this year, including some physical gifts and some gift cards, provided by our gift sponsors. The sponsor gifts include:

- 811 branded backpacks from Black Hills Energy
- 1/4” & 3/8” drive socket sets from Enterprise Products
- Backpacks and wireless chargers from MidAmerican Energy
- Lowe’s gift cards from Project Resources Group
- Amazon gift cards from Alliant Energy

Additionally, there will be several gift certificates offered to use at the myAIAsShop. If you win one of the gift certificates, you will receive an email from myAIAsShop, with your unique login information. Once you are logged in, you can select item(s) based on the amount of points you have available and have those items shipped to your mailing address.

We would like to thank our gift sponsors for their generosity in providing gifts at the 2021 Excavation Safety Awareness Program, while helping us effectively promote damage prevention and jobsite safety. Please visit each of our gift sponsor websites by clicking on their logos to the right to learn more about their company and what they do.



2021 EXCAVATION SAFETY AWARENESS PROGRAM

FREE
GIVEAWAY

THIS YEAR'S PRESENTATION

The 2021 ESAP meetings won't include lunch (because they will be conducted online via a Zoom webinar), but participants can still win some really nice "door prize" gifts. More importantly, they can review important information about jobsite safety and damage prevention. Of course, there's nothing that says our ESAP webinar participants can't provide their own tasty foodstuffs before—or even during—the presentation.

The focus of this year's presentation will be jobsite safety and risk mitigation. Unfortunately, there were some serious excavation-related incidents in Iowa during 2020 involving underground facilities, one of which resulted in two fatalities.

The incidents—one in Pella, involving two contractors electrocuted onsite during operations to install fiber communications facilities, the other in Dubuque, involving a dramatic natural gas explosion in a residential neighborhood—are stark reminders of why excavation safety awareness is so important. The presentation, which includes a series of PowerPoint slides and a short video, will cover the different types of underground facilities and the potential risks associated with coming in contact with each type, as well as information on how to avoid potential jobsite hazards. Key focal points will be mitigating complacency at the jobsite and how to leverage the Iowa One Call system as a damage prevention tool.


The webinar will include a question-and-answer segment following the presentation, when participants can submit their questions anonymously via the "type and submit a question" feature. Immediately following the presentation, the meeting facilitator will provide instructions on how to use the user-friendly Zoom tools: one to type and submit a question, the other to virtually "raise your hand" in case you are selected as a prize winner!

After the Q&A session, the prizes will be presented using the Zoom random selection feature. It's important that participants provide their email addresses at the time of registration in order to expedite the prize presentation. This year's prizes will include some physical gifts provided by our generous gift sponsors, and multiple gift cards that are redeemable online (featuring a wide selection of gifts to select from). This year's gift sponsors include MidAmerican Energy, Black Hills Energy, Alliant Energy, Project Resources Group, Enterprise Products and Iowa One Call.

The entire meeting, including a brief introduction, the main presentation, the Q&A session and the prize drawing, should conclude after about one hour. All questions and answers from all of the webinar meetings will be posted on the Iowa One Call website linked to the 2021 ESAP landing page: <http://iowaonecall.com/esap2021/>. Please visit the page for more information on the 2021 ESAP meetings.



WHAT'S UP BELOW



Of all the events in this country during 2020 that have tested human endurance and humanity—terrible hurricanes and horrific wildfires, extraordinary derechos and historic flooding, deepening social and civil unrest and a widening political divide—it is the impact of COVID-19 that has shaken the fabric of American society the most, and left an indelible mark on history.

The unforgiving, yet random, nature of the virus has had similarly random, yet unforgiving, repercussions on the business landscape: economic decline, historic unemployment, unprecedented business foreclosures and incomparable revenue losses. While the pandemic has left few U.S. industries unscathed, the construction sector has, for the most part, continued to boom with positive growth projections. One thing is for certain: Closing the chapter on 2020 brings great hope and anticipation from all industry sectors as the new year unfolds.



300,000+ or **13%**
 Additional tickets per month Increase over prior year

On a positive note, the growing demand for higher bandwidth communications networks has resulted in an exponential expanse of the underground fiber optic communications infrastructure, which will continue in Iowa throughout 2021 and beyond. This is a high-demand sector among others (industry analysts also project continued increases in single-family housing construction) that continues to be a leading factor driving Iowa's excavation/construction industry.

Iowa One Call's tracking data reflects a 13-percent average increase in outgoing ticket activity between June and October (the current available data at the time of this writing, with all indicators that November and December will reflect increases as well). That equates to more than 300,000 additional tickets—per month, all five months—being sent by Iowa One Call to Iowa underground facility operators. Residential homeowner excavation projects during a mild summer/fall season accounts for some of the ticket increases.

With increased excavation activity, there is always a greater risk of potential encounters with underground facilities. This is especially true when excavators use "blind" or limited visual excavation methods, such as horizontal or vertical drilling, tiling, ripping and scraping excavations, and mechanized trenching procedures. This is why it is fundamentally important that excavators utilize all available technologies and precautions when performing these types of excavating operations. All excavators should:

- Always respect, protect and maintain the locate markings and establish suitable reference points based on



the original markings. Excavators must refrain from excavating if the locate markings have been destroyed, and if there are no established reference points.

- Request “re-locates” through the Iowa One Call center when reasonable efforts to preserve and maintain the original markings have failed. Excavation cannot continue without markings or established reference points, so excavators may need to wait until the re-locate (“refresh”) markings are completed—which may take up to 48 hours (not including Saturdays, Sundays and legal holidays).
- Use “potholing” methods to visually verify the location of underground facilities before commencing with excavations within the 18-inch horizontal “tolerance zone,” or even when close to the outer edges of the tolerance zone. Continue to pothole in reasonable increments along the excavation route.
- Pothole all the way to the depth of any planned excavation. Never assume that the first facility encountered is the live facility. Encountering an abandoned facility can lead an excavator to wrongly assume that they have verified the location of the live facility.
- Avoid setting up to bore (horizontal drilling) too close to any locate markings, or in close proximity to the outer edge of the 18-inch tolerance zone. The best way to avoid coming in contact with underground facilities is to provide as much distance between the locate markings and the excavation as possible.
- Always track the bore head when horizontal drilling. A separate employee/technician must use properly calibrated equipment (receiver/transmitter) to track the bore head at all times, well in front of the drilling rig, while maintaining two-way communications with the drill operator.
- Excavators and drill operators must understand that during the “pull back” phase of reaming, the reamer head can fluctuate by rising up beyond the initial bore route. Therefore, careful monitoring during the pull back is an important safety precaution.
- Before excavating, excavators should survey the immediate surroundings for telltale signs and indicators that underground facilities may be present. Never assume that the locate markings on the ground represent everything that is buried on site. Note too that some indicators, such as transformers, pedestals and meters, may be located away from buildings and structures. Here are some indicators to be aware of:
 - Vertical conduit located on the sides of utility poles—sometimes referred to as “pole risers”—where overhead electric lines run down the pole and into the ground—i.e., where overhead electric system transition to underground electric systems.



- Buried vaults, often made of fiberglass, heavy plastic, metal and even concrete, are used as protected access points for underground facilities. They may appear as sealed or “lidded” structures that are flush with the ground.
- Electric transformers and communications pedestals are above-ground structures that are typically located away from buildings and structures. Electric transformers can convey high-voltage currents that are potentially hazardous.
- Electric meters may be installed as standalone structures or mounted to utility poles, transformers or other structures that are located near to, or away from, destination buildings/ structures.
- Gas meters are typically standalone structures that may be located at the destination structure or away from the destination point.
- Demarcation points on commercial sites: Secondary commercial electric lines are often considered private facilities. Excavators must be aware that an electric facility operator may only mark the portion of their electric line where it is installed prior to the “demarcation point” (the junction at which an “underground facility” becomes a “private facility”). Electric demarcation points are typically electric transformer boxes/structures and/or electric meters located away from the commercial building. In some cases, underground facility operators/locators have identified the point where overhead electric lines transition to underground electric lines (utility pole risers/conduit) as a demarcation point. It is always a good idea to verify with the electric utility/locator whether there are private secondary lines located onsite.



- Detached structures and outbuildings, such as detached garages, workshops, storage sheds or other structure located on residential, rural and/or commercial properties, may be fed electric, gas or communications services via buried private facilities.

With several new COVID-19 vaccines coming online and the prospect of less stringent social restrictions in sight, experts have begun reporting that the new year may bring a possible semblance of normalcy. What “normality” will look like in 2021 is yet to be seen, but there can be no doubt that the acquired knowledge gained throughout the course of this worldwide pandemic has provided, and will continue to provide, important knowledge for developing useful crisis-management models and future vaccination programming that will benefit social wellbeing.

Meanwhile, as this industry finds its version of normalcy, the ongoing wellbeing of contractors and excavators across this country will, in part, always depend on how well jobsite safety and damage prevention protocols are practiced and adhered to. Iowa One Call asks that all contractors and excavators take time before every job to review and assess potential risks, look for indicators and “telltale” signs, respect the locate markings, never get in a hurry, embrace known industry best practices and safety measures, ask questions and always remember: Complacency is the enemy of safety.



Have a safe and productive 2021.

INTRODUCING THE Safe Excavator App



State laws pertaining to excavation (or digging) vary – and finding the specific information you’re looking for quickly can be a challenge.

The **Safe Excavator App** makes it easy to find state-specific excavation information including the following requirements or events:

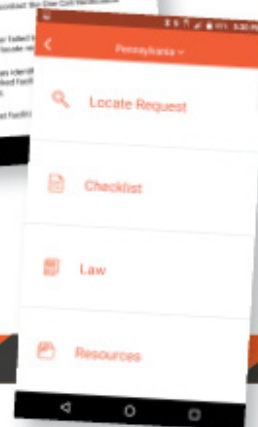
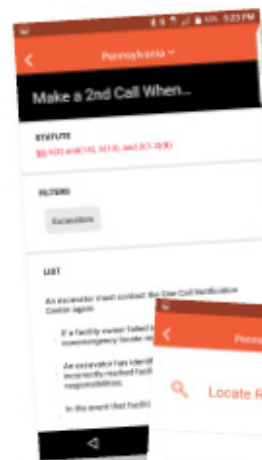
- ▼ Advance notice or wait time
- ▼ Pre-marking ('whitelining')
- ▼ 811 ticket information
- ▼ Names of local enforcement agencies and 811 call centers, also connecting you electronically to submit a locate request
- ▼ Includes safe digging tips + checklist

PLEASE CONTACT
Lindsay Sander
713.208.0273
LNS@SanderResources.com
WITH ANY QUESTIONS.



FREE to download in the App store (Apple) and Google Play (Android)

Search "safe excavator" or "safeexcavator" and look for the orange shovel



As simple as...
1...2...3!

- 1 Select a state
- 2 Pick an activity
- 3 Research your topic

www.safeexcavator.com



Know what's below.
811 before you dig.

The National Excavator Initiative is an effort to raise the awareness of a critically important program: 811.

Contacting 811 before digging is the single most critical action an excavator can take to help ensure their health and safety are protected, while at the same time preventing financial harm and environmental impact.



MIKE ROWE 2020 RECAP

This year, Iowa One Call partnered with celebrity Mike Rowe in an effort to promote damage prevention and safe digging practices. Mike Rowe serves as a national spokesperson for 811 and contacting 811 before you dig. We at Iowa One Call were able to leverage Mike Rowe's likeness across the state of Iowa and effectively create awareness about the importance of calling 811 (or visiting iowaonecall.com) before digging.

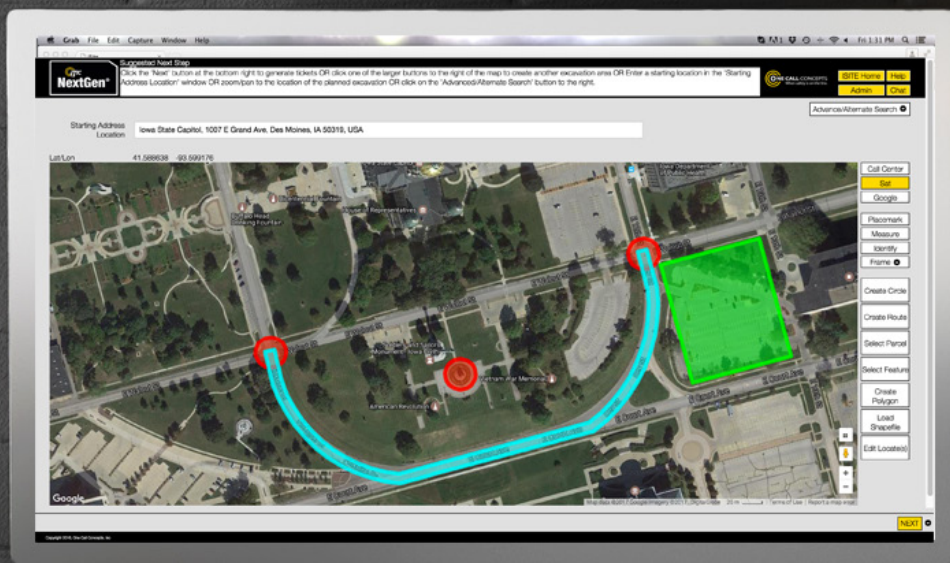
To some people, the idea of damage prevention and safe digging may not be the most exciting concept in the world. However, having a celebrity presence like Mike Rowe and his animated alter ego, "Micro Mike Rowe," talk about these issues allows for a more fun and lighthearted approach to discussing the importance of protecting our vital underground infrastructure.

The Mike Rowe campaign has provided great content and creative options for our team at Iowa One Call to deploy to the masses. We've been promoting Mike Rowe on billboards, TV advertisements, radio ads, over-the-top (OTT) digital ads and on the Iowa One Call social media channels. Additionally, we were provided with a monthly "toolkit" with fresh Mike Rowe content focused on a specific damage prevention topic each month. The toolkit allowed us to post safety messages each week that were visually appealing and informative to our followers.

Our team at Iowa One Call is currently in negotiations with the Mike Rowe team regarding using the Mike Rowe campaign again in 2021. If we do not proceed with utilizing the Mike Rowe campaign in the forthcoming year, our team has other creative advertising campaigns readily available to deploy across the state of Iowa.



TIPS FOR MAPPING PRECISELY AND ACCURATELY



CHECK OUT THE NEXTGEN ONLINE TICKETING TUTORIAL [HERE!](#)

1. Use the right tool for the job – ITIC NextGen offers a diverse array of mapping options to fit every scenario.
2. Don't over-map – ITIC NextGen builds the locate request from the mapping. Over-mapping a work area can result in wasted time and resources.
3. Double-check your work – use the different map views and/or Google street view to help ensure you've mapped accurately and completely.



DEADLINE NEARS FOR COMPLETING STATUS CODE OPTION UPDATES

“Agreed-to Marking Schedule” Electronic Status Option Updates Due February 15.

The deadline for Iowa underground facility operators to complete any necessary revisions to their ticket receiving systems—to provide additional information fields required when selecting the “Agreed-To Marking Schedule” electronic ticket status option—is **February 15, 2021**.

The decision by the Iowa One Call Board of Directors to add five new information fields to the Agreed-to Marking Schedule electronic ticket status option required some system reconfiguration on the transmission side (at the Iowa One Call center), which in some cases required system reconfigurations on the receiving side (the underground facility operators’ ticket receiving point).

In January 2020, the board finalized its decision to add new fields to the Agreed-To Marking Schedule electronic ticket status option, providing Iowa’s underground facility operators until February 15, 2021 to complete any necessary revisions. Many underground facility operators completed their revisions earlier in 2020 and have been completing the additional information fields. In order to utilize the Agreed-to Marking Schedule electronic ticket status option after the February 15 deadline, operators will need to have completed any necessary system revisions at their receiving point.

The five added information fields that will need to be completed by operators/locators in order to utilize the Agreed-to Marking Schedule electronic ticket status option are:

- 1. The name of the excavator with whom the mutual agreement was made**
- 2. The date and time the agreement between the operator/locator and the excavator was made**
- 3. The new date/time that was mutually agreed upon (the agreed-to marking schedule)**
- 4. The telephone number of the excavator with whom the mutual agreement was made**
- 5. The credentials of the locator with whom the excavator made the mutual agreement**

IN THE NEWS



*Local Excavation and
Safety News From
Around the Web*



Registration Now Open: Iowa One Call Excavation Safety Awareness Program, January 5—March 23, 2021

Each year Iowa One Call updates excavators, locators and facility operators on one call requirements. ESAP meetings will be virtual in 2021... [\[Learn More\]](#)

Gas leak leads to explosion in Dubuque

Fire officials are blaming a gas leak for an explosion that destroyed one eastern Iowa home and damaged several others.

Traffic camera footage obtained by our sister station KWWL shows moments before, during and after a Dubuque house explosion... [\[Learn More\]](#)

IOWA 811
ONE CALLSM



www.IOWAONECALL.com

This newsletter is published by Iowa One Call, Administrative Office, 9001 Hickman Road, Suite 220, Des Moines, Iowa 50322. Copyright © 2020 Iowa One Call. All rights reserved. These materials may not be reproduced without permission of Iowa One Call. Disclaimer: This publication is designed to provide general information in regard to the subject matter covered and should not be used as a substitute for professional service, advice or actual wording of regulations or standards in specific situations. The reader is cautioned that the publisher does not endorse or recommend specific Manufacturers, industry standards or practices and reliance should not be placed upon the information within this publication without confirming independent research.